

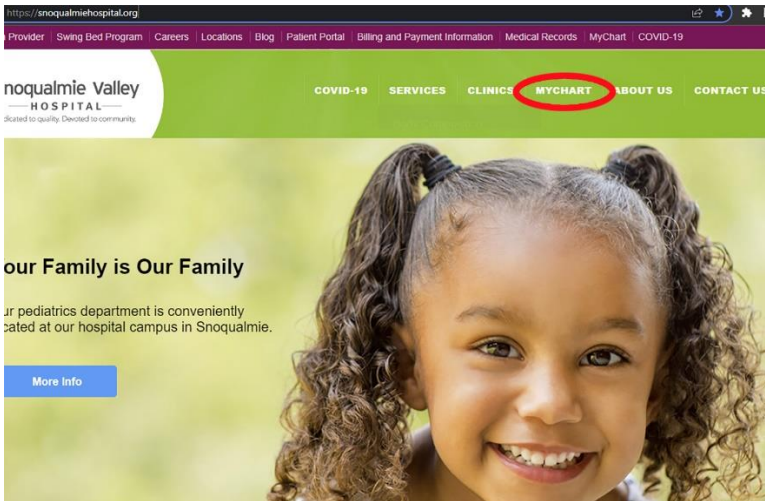
How to log into MyChart



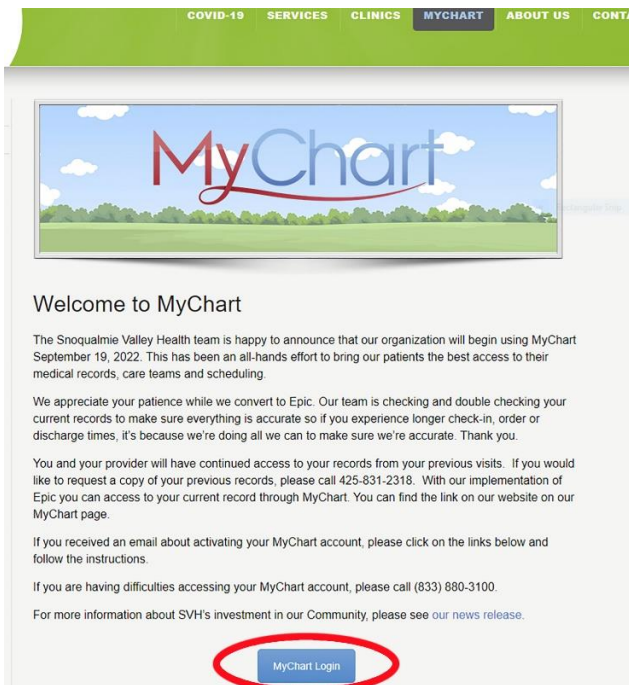
Welcome to MyChart. We're excited to be able to provide this one-stop hub for medical records access.

You can access MyChart through the Snoqualmie Valley Hospital website the first time you log in. Once you log in, you can bookmark the MyChart login page for easier access in the future.


1. Visit <https://snoqualmiehospital.org>. Click the **MyChart** button



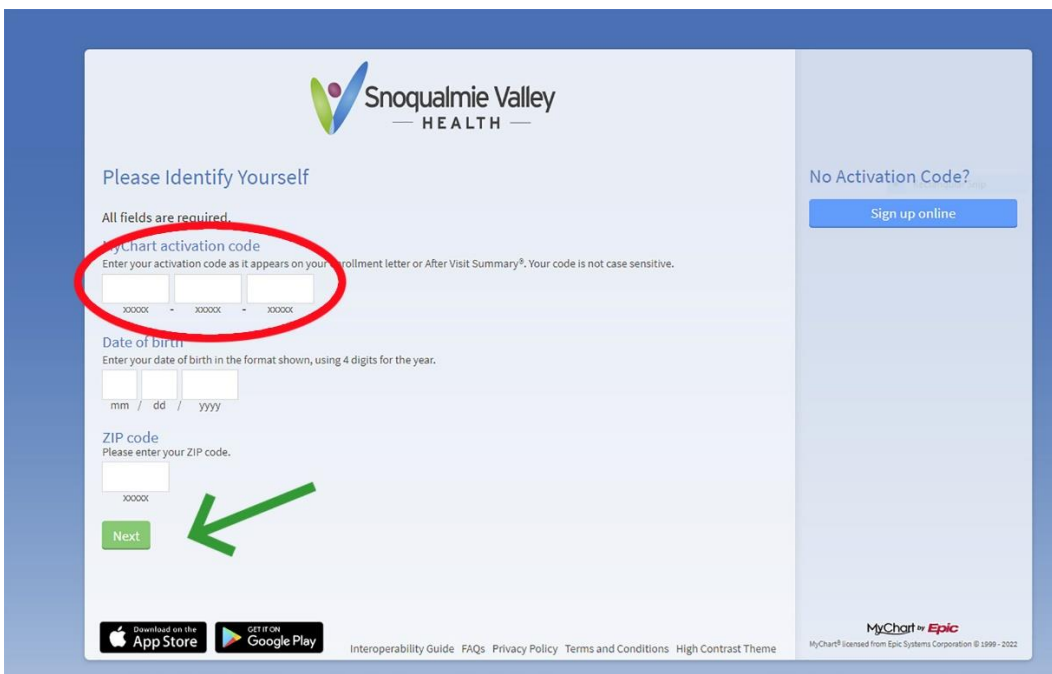
2. Then click on the **MyChart Login** button




3. If you already have a MyChart Username and Password, please enter it. If this is your first time using MyChart, click on the blue **Sign up now** button.



4. If you've been given an Activation Code, please enter it, as well as your date of birth and zip code. Then click on the green **Next** button to continue signing in.



5. If you did not receive an Activation Code, you can click on the blue **Sign up online** button in the upper right-hand corner of the page.



6. Here, you will be able to request an Activation Code. Fill in all your information and click on the **Submit** button at the bottom. It may take up to a week to receive your code.

Once you have a code, you will be able to go through Steps 1-5 to complete the process.